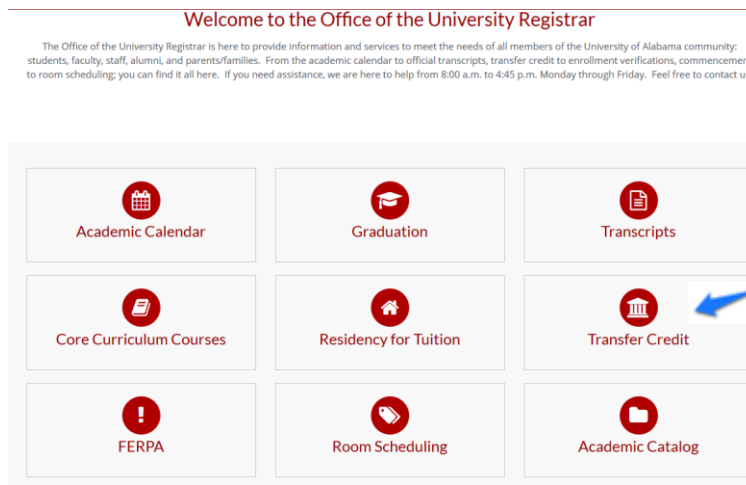


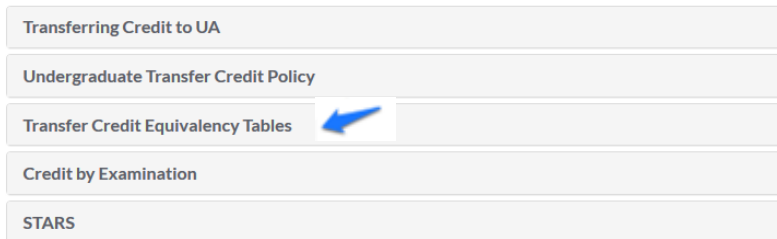
Using the Transfer Credit Equivalency Tables

1. Go to <http://registrar.ua.edu> and click on the **Transfer Credit** on the right side of the page.




2. Select **Transfer Credit Equivalency Tables** from the listed options.

The Office of the University Registrar is here to make the transfer to UA as smooth as possible. Our transfer credit team is responsible for processing all transfer credit, including AP, IB, CLEP, dual enrollment and military credit. Our office also facilitates all transfer credit evaluations for both prospective and current UA students. If you have additional questions not addressed on this website, please contact our Transfer Credit team at 205-348-2020 or transfercredit@ua.edu. Roll Tide!




3. Select **Search by Transfer Institution**. If you know the specific course you want to verify, you can also select either **Search by Transfer Institution and Course Prefix** or **Search by Transfer Institution and Course Title**. Click **Submit**.

Transfer Course Equivalency Home Page

 This system is used to show how courses completed at other institutions are equated to University of Alabama (UA) coursework. This information is taken from an equivalency database maintained by the Office of the University Registrar. Equivalencies are subject to revision and should be used for informational purposes only. Official transfer evaluations are done upon submission of an official transcript. Please review UA's complete [Transfer Credit Policy](#) in the [Undergraduate Catalog](#) for further information.

Click [here](#) for a visual guide to [Understanding the Transfer Course Equivalency Tables](#).

- Search by Transfer Institution**
- Search by Transfer Institution and Course Prefix
- Search by Transfer Institution and Course Title

 Are you looking for a course to take back home over the summer? Use the search options below to search for equivalencies to UA courses.


- Search by The University of Alabama Course Prefix
- Search by The University of Alabama Course Title




4. Select the **State** where the transferring institution is located. Click **Submit**.

Transfer Course Equivalency Search

This system is used to show how courses completed at other institutions are equated to University of Alabama (UA) coursework. This information is taken from an equivalency database maintained by the Office of the University Registrar. Equivalencies are subject to revision and should be used for informational purposes only. Official transfer evaluations are done upon submission of an official transcript. Please review UA's complete [Transfer Credit Policy](#) in the [Undergraduate Catalog](#) for further information.

Select State: Alabama 





5. Select the **University or College** you plan to attend or are attending. Click **Submit**.

Transfer Course Equivalency Search

This system is used to show how courses completed at other institutions are equated to University of Alabama (UA) coursework. This information is taken from an equivalency database maintained by the Office of the University Registrar. Equivalencies are subject to revision and should be used for informational purposes only. Official transfer evaluations are done upon submission of an official transcript. Please review UA's complete [Transfer Credit Policy](#) in the [Undergraduate Catalog](#) for further information.

State Selected: Alabama




Select University or College: Shelton State Comm College 







6. You will find a list of all courses that have already been evaluated for that institution. If a course is not listed, it means that the course has not been evaluated for a UA equivalency.

How to Read the Table

- A. The courses on the **LEFT** side of the table are the courses from the **Transferring Institution**.
- B. The courses on the **RIGHT** side of the table are the **University of Alabama equivalents**.
- C. Due to the differences in how other institutions have their courses set up, a course may be equated to **multiple UA courses** and will be listed with an **"And"** in the And/Or column. *For example, if you took NTR 129, you would receive credit for both NHM 195 & NHM 197.*

Transfer Course(s) 				And/Or	UA Equivalent Course(s) 		
Group	Subj	Numb	Title		Subj	Numb	Title
C2	NTR	150	Overview Of Nutrition Professi				
C2	NTR	129	Intro To Hlthcare For Ntr Prof		NHM	195	Intro Dietetics Nutritn
C2				(And)	NHM	197	Intro To Healthcare

- D. Due to the differences in how other institutions have their courses set up, there are also instances when course equivalencies are built as **GROUPS**. This is indicated on the Transfer Course Equivalency Tables by a **Group number**. All courses within a group have to be taken to receive the designated UA equivalency. If just one course in the group is taken, it will still be accepted as transfer credit; however, it will simply count as elective credit. *For example, a student would need to take BOTH ACT 212 & 214 in order to receive credit for AC 210 & 197. If just ACT 212 or just ACT 214 is taken, it would transfer in as elective credit.*

Transfer Course(s)				And/Or	UA Equivalent Course(s)		
Group	Subj	Numb	Title		Subj	Numb	Title
	ACT	212	Fund Of Managerial Acct				
	ACT	214	Principles Of Financial Acct		AC	210	Intro To Accounting
				And	AC	197	Fundamentals Of Mgrl Acct